

Spruce Creek Cabinetry Inc.



3/4" Cabinet Construction Specifications

www.sprucecreekcabinetry.com

3/4" CABINET CONSTRUCTION SPECIFICATIONS

1. Cabinet Material

19mm (3/4") Thermofused Melamine board, faced on one or both sides (Plywood available).

2. Dowels

8mm (5/16") hardwood.

3. Hinges

Grass European 3703 110° all metal snap on hinge. Doors easily removed for cleaning, no tools required. Fully adjustable in all directions.

4. Back

3mm – (1/8") white Masonite hardboard back. Fits in a 6mm deep slot on all four sides for added support. Hot melt glue is used during construction for added strength.

5. Shelves

19mm – (3/4") Thermofused Melamine board. Adjustable for height. Half shelf supplied as standard on base cabinets (as shown). Full depth available on request. For wall cabinets, full depth is used; number supplied depends on cabinet height.

6. Drawer Systems

Standard (Shown)

Grass Zargen epoxy coated metal drawers used for long life and smooth action. Easily removed for cleaning.

Elite (not shown)

Self closing and damped drawer system can be ordered in place of the above at an extra cost. This system uses an all wood box (16mm – (5/8") ply).

7. Drawer Material

16mm – (5/8") Thermofused Melamine board, faced bottom and back. Sides being Unigrass epoxy coated metal.

8. Toekick

19mm – (3/4") Thermofused Melamine board.

9. Drawer Supports

For two drawer base cabinets each drawer has its own center support.

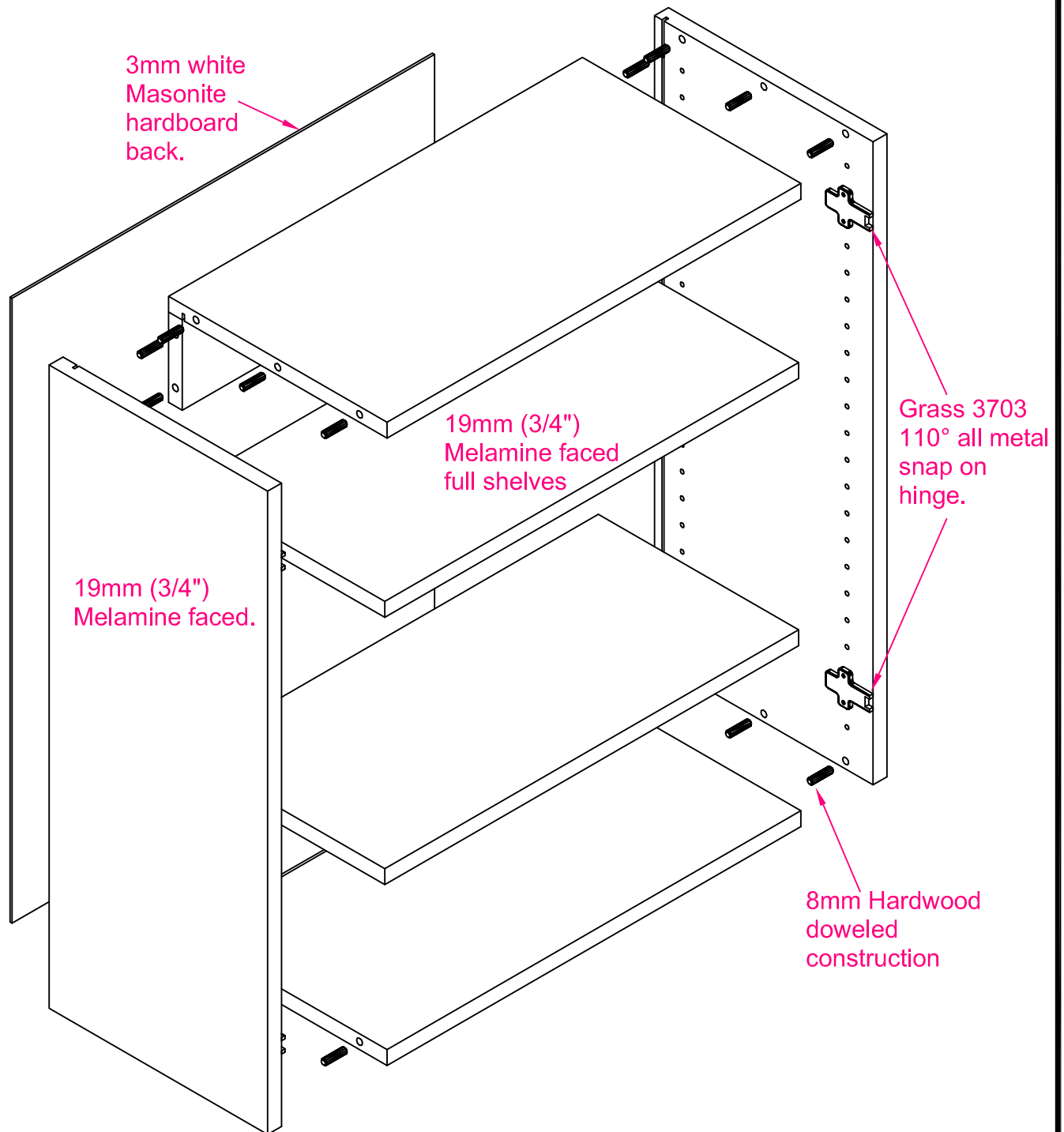
10. Center Stile Support

For cabinets 762mm (30") wide and above will have a 76mm (3") center stile fitted for added support and strength.

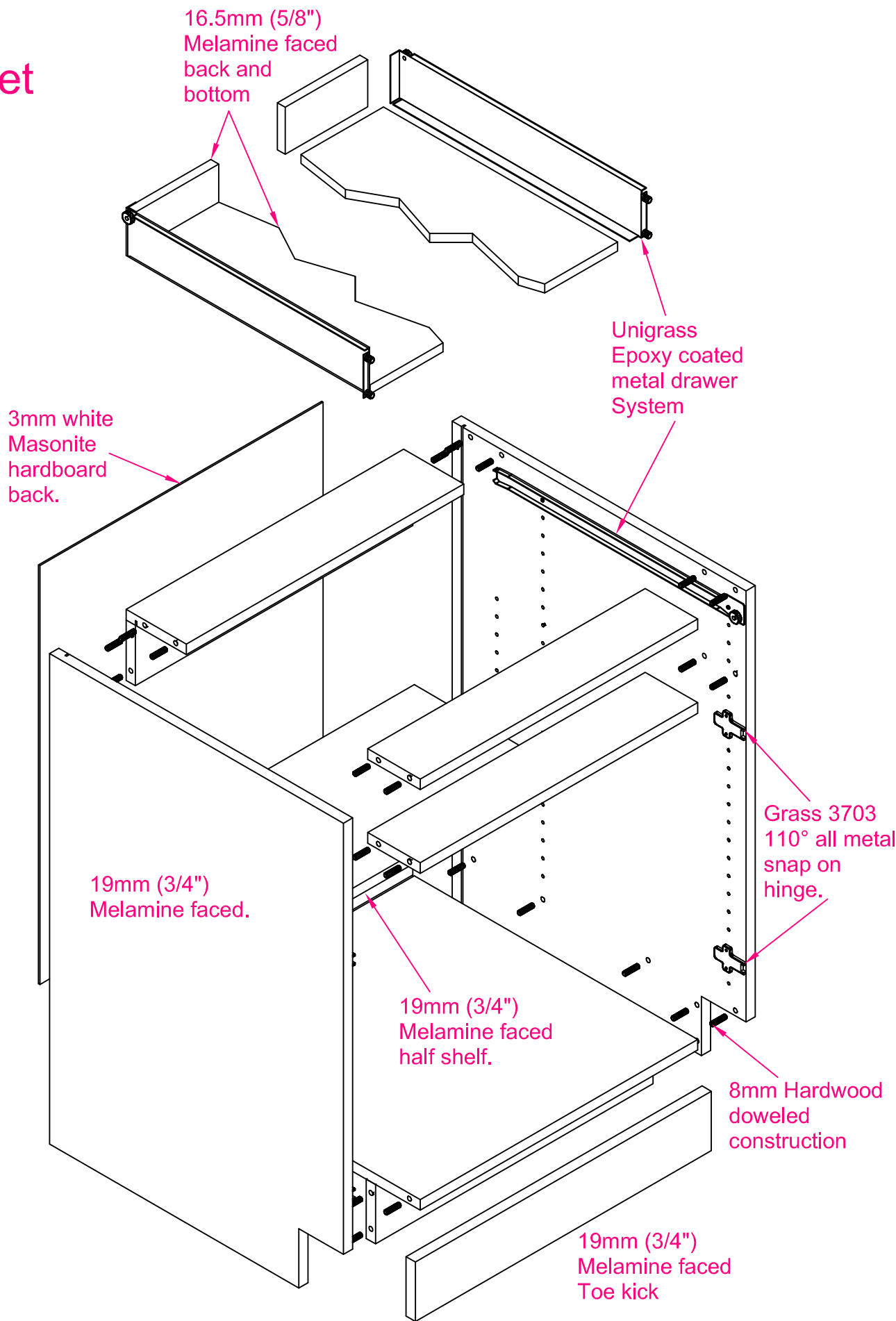
Doors (Not Shown)

Slab 19mm (3/4") Thermofused Melamine board, faced on all sides. However we can also supply Slab/Raised Panel Thermofoil and Slab/Raised Panel Wood.

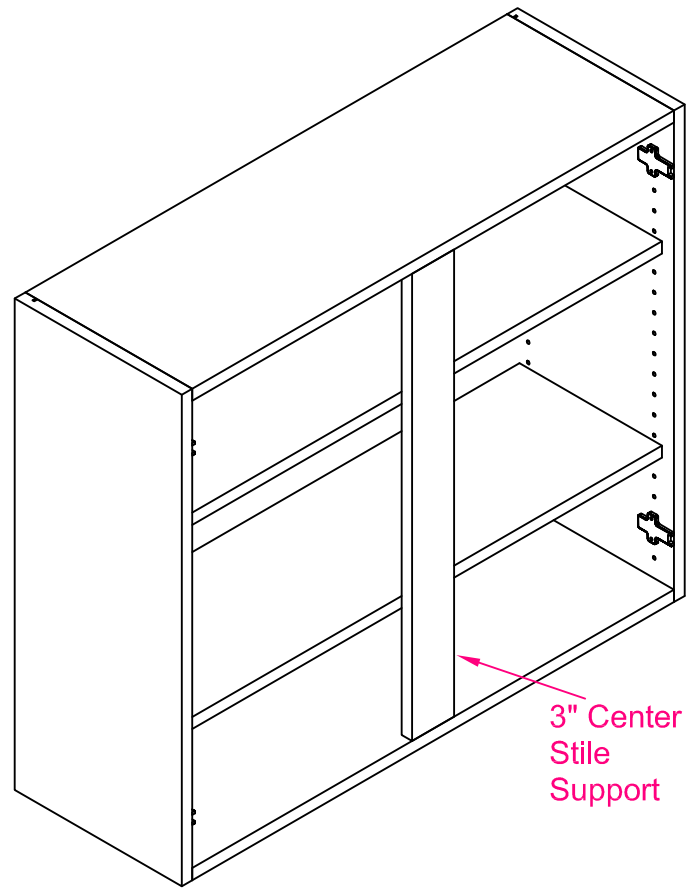
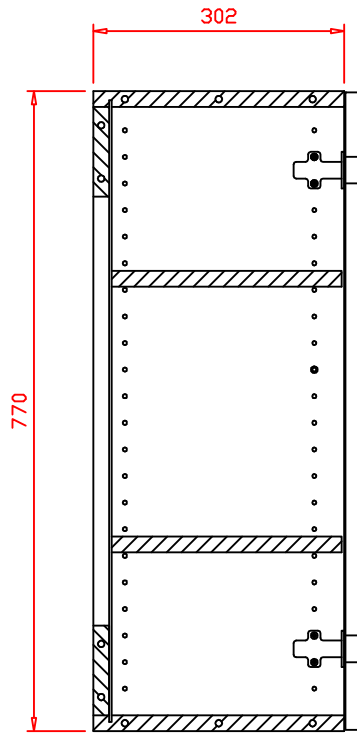
Wall Cabinet



Base Cabinet



Wall Cabinet with Center Stile



Base Cabinet with Center Stile and Drawer Supports

